

USER INSTRUCTIONS & SAFETY INSTRUCTIONS

Play tent for children - model number: 021 coral pink



Read the operating instructions carefully, especially the warnings, before setting up the children's tent. Failure to do so may result in injury or damage to the tent. Keep these instructions for further use. If you pass on the tent, please also pass along these instructions.

Intended Use:

The tent is designed exclusively for children to play in and is intended for private use and is not suitable for commercial use.

Safety instructions:

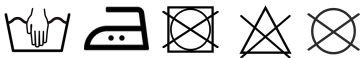
- DANGER! Not suitable for children under 3 years. Danger of suffocation due to small parts that can be swallowed.
- Do not hang decorations, fairy lights or other things in or on the tent that children can get caught on while playing.
- Make sure there is always a way to escape from the tent.
- Improper assembly and use can result in injury. Set up the tent on a flat surface. Maintain a distance of 1.5 m from other structures in all directions.
- Only allow children to use the tent under supervision.
- The tent must be set up by an adult.
- Keep the tent away from extreme temperatures and open flames.

Storage:

- Use the included carry bag for storage and when traveling.
- Keep the tent out of the reach of children.

Cleaning and care:

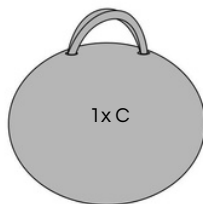
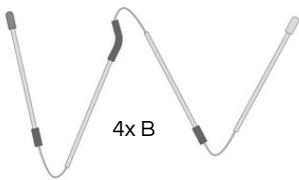
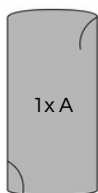
- We recommend only washing the tent by hand and ironing it before setting it up.



**LIONHERZ**

SCOPE OF DELIVERY:

- A - 1 tent fabric
- B - 4 tent poles
- C - 1 carry bag



ASSEMBLY INSTRUCTIONS:

1

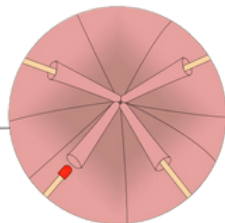
First the tent poles B must be put together.

B
Red end belongs on top

White end goes down

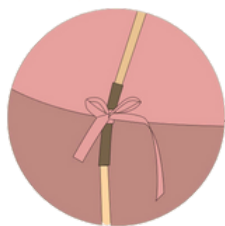
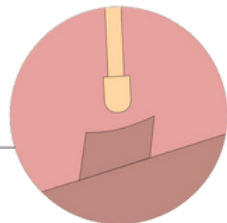
3

Insert the 4 red ends of the tent poles B into the 4 roof tunnels of the tent.



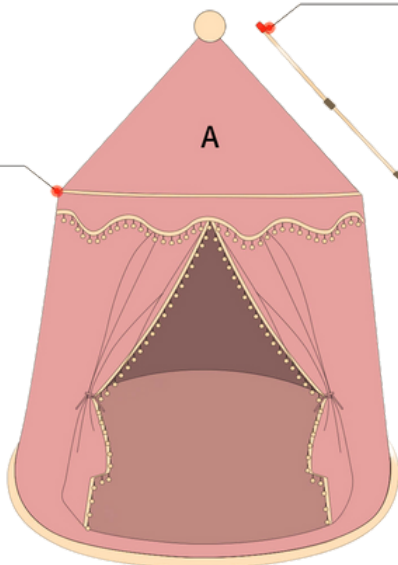
2

Insert the 4 white ends of the tent poles B into the 4 floor flaps of the tent.



4

Last but not least, knot the 4 tent poles B inside the tent using the straps provided.



You can also find detailed video assembly instructions on YouTube or our homepage www.lionherz.at

COMPLETE :)

THANK YOU SO MUCH FOR YOUR TRUST AND HAPPY PLAYING

your Martina from
LIONHERZ